







Instructions for ZefTek's Auxiliary Vehicle Restraint (AVR) Into Storage Hangers



View shows the ZefTek AVR storage hanger.



The adjusting arm must be placed in the upright position and toward the side screening and placed adjacent to the appropriate colored chock device. Slightly rotate the AVR into the storage hanger as illustrated for proper shipping placement.



Adjusting Arm In Upright Position

The above photo depicts both a right and a left AVR properly mounted to the side screening and a right and left AVR in the storage position.